



# East of England Permit Scheme



## Bedford Borough Council

## Permit Scheme Evaluation Report - Year 5



This document has been produced for Bedford Borough Council

*No part of this document may be reproduced, stored in a retrieval system, or transmitted in any form or by any means, electronic mechanical, photocopying, or otherwise, without either prior written permission of the owner(s).*

From the NRSWA Manager;

Looking back over the last year, I feel that our Permit Scheme has now settled in and it seems difficult to believe that we ever had just a notice system running!

Response codes have been working well, and give a good indication of why permits are not being granted. Looking at the data, it is obvious that Utilities need to place in more accurate information, and appropriate conditions, as incorrect or missing NCT's is the largest response code used. The use of 'RC31, conflict of works' is the second most used response code, and this shows that conflicts on the network are being avoided on a daily basis, due to the Authority being able to co-ordinate works in a better, more planned manner.

It is with disappointment that I have yet again to report that there is very little collaboration taking place, even with this Authority actively encouraging collaboration whenever possible. Whilst we have managed to promote some works within existing road closures, there seems a real lack of will amongst works promoters to work together within the highway.

The use of advance warning signs is still seen as a bonus for residents and motorists alike, and we have received positive feedback for these, as a quick and easy way to communicate notice of works/disruption to members of the public. Whilst I realise that supplying these can be tiresome for the works promoter, I do really feel that the benefits of providing information to residents and the travelling public alike, easily outweigh the inconvenience of erecting these signs.

The permit volumes have not yet increased to the volumes that we had in year 1, but we have had a succession of major work projects this year, most of which have gone well. Co-ordinating a site in Clapham, where Cadent Gas, Anglian Water and then our own re-surfacing team all had major work, proved challenging, but worked well, with both Utility works finishing before the road was re-surfaced. A good result, but only after a considerable amount of co-ordination and planning was undertaken.

Challenges for the coming year(s) include numerous development works, which could prove challenging to co-ordinate, with pressure to allow works on the highway in order to get works started, have the Utilities in place, and to complete as soon as practicable so that houses can be occupied, or commercial buildings opened for use. Other non-work related issues may be the proposed Street Manager project, which could mean major changes in how permits are processed, but, as this is in its infancy at the time of writing, any impact is unknown.

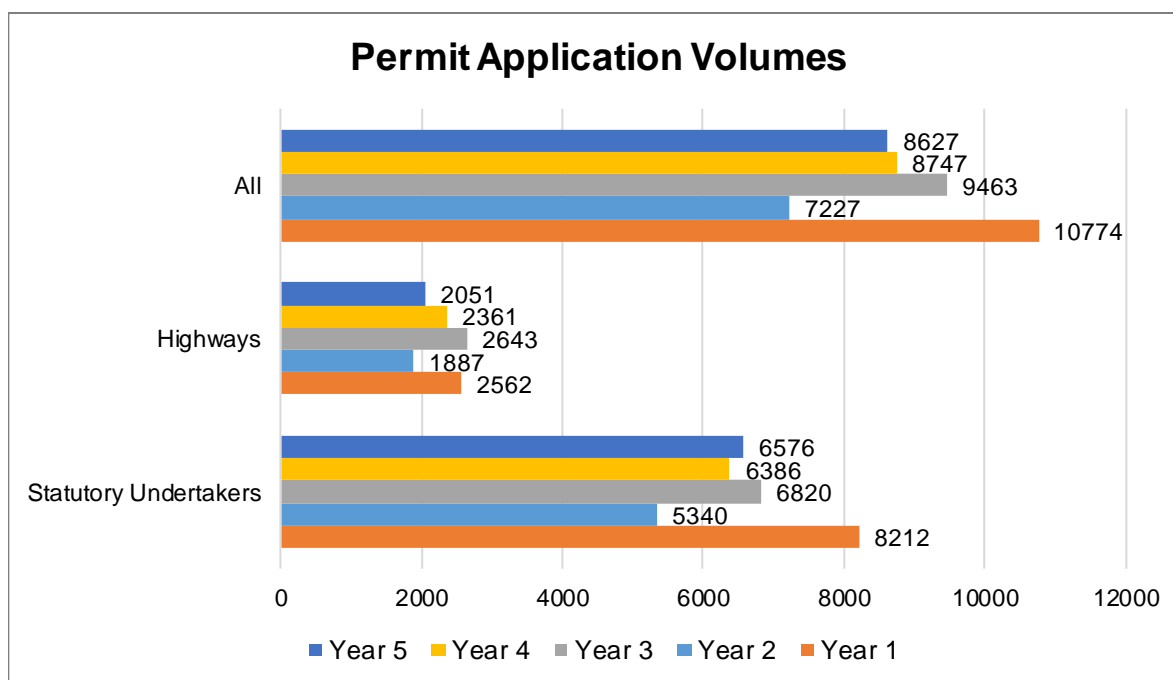
I look forward to continued co-operation with all works promoters, to make the Borough of Bedford a place with as little disruption to traffic movement as possible, smooth and reliable public transport and, of course satisfied and informed residents.

Lilian Drew,

NRSWA Manager (December 2017)

## Permit Applications

Measure	Promoter Group	Year 1	Year 2	Year 3	Year 4	Year 5		
		Number	Number	Number	Number	Number	% Change on Year 4	
Permit Applications	<b>Statutory Undertakers</b>							
	PAA	278	192	262	327	313	-4.3%	
	Major	208	98	185	200	245	22.5%	
	Standard	906	493	573	550	685	24.5%	
	Minor	5576	3586	4878	4349	4348	0.0%	
	Immediate	1244	971	922	960	985	2.6%	
	<b>Highways</b>							
	PAA	187	227	364	234	370	58.1%	
	Major	113	172	305	202	242	19.8%	
	Standard	61	63	143	575	344	-40.2%	
	Minor	2126	1402	1813	1329	1070	-19.5%	
	Immediate	75	23	18	21	25	19.0%	
	<b>All</b>							
	PAA	465	419	626	561	683	21.7%	
	Major	321	270	490	402	487	21.1%	
	Standard	967	556	716	1125	1029	-8.5%	
	Minor	7702	4988	6691	5678	5418	-4.6%	
	Immediate	1319	994	940	981	1010	3.0%	
	<b>Total</b>		<b>10774</b>	<b>7227</b>	<b>9463</b>	<b>8747</b>	<b>8627</b>	<b>-1.4%</b>



Responses to Permit Applications - 1

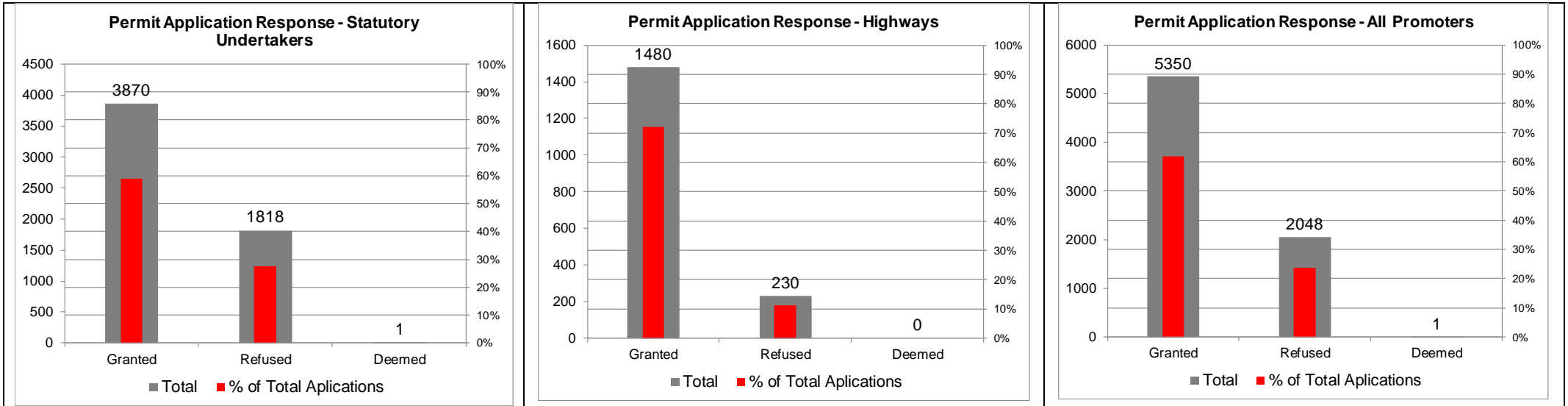
Promoter Group	Year 1	Year 2	Year 3	Year 4	Year 5	
	Number	Number	Number	Number	Number	
<b>Statutory Undertakers</b>						
<b>Granted</b>						
PAA	149	89	142	141	127	<b>Total Granted %</b>
Major	128	65	109	110	78	
Standard	494	345	235	276	331	
Minor	3974	2633	2704	2687	2415	
Immediate	1139	910	853	880	919	
						<b>58.9%</b>
<b>Refused + Modification Request</b>						
PAA	64	67	92	144	162	<b>Total Refused %</b>
Major	49	50	43	81	111	
Standard	254	121	144	208	210	
Minor	907	623	778	1275	1328	
Immediate	47	2	12	14	7	
						<b>27.6%</b>
<b>Deemed</b>						
PAA	0	0	0	0	0	<b>Total Deemed %</b>
Major	0	0	0	0	0	
Standard	0	0	0	0	1	
Minor	11	0	0	0	0	
Immediate	6	0	0	1	0	
						<b>0.0%</b>

Promoter Group	Year 1	Year 2	Year 3	Year 4	Year 5	
	Number	Number	Number	Number	Number	
<b>Highways</b>						
<b>Granted</b>						
PAA	132	179	260	201	282	<b>Total Granted %</b>
Major	64	125	161	154	117	
Standard	41	39	69	484	287	
Minor	1447	1136	1284	1042	770	
Immediate	71	23	16	19	24	
						<b>72.2%</b>
<b>Refused + Modification Request</b>						
PAA	6	19	75	28	40	<b>Total Refused %</b>
Major	49	26	44	35	37	
Standard	6	13	23	58	24	
Minor	234	164	159	173	129	
Immediate	0	0	0	0	0	
						<b>11.2%</b>
<b>Deemed</b>						
PAA	0	0	0	0	0	<b>Total Deemed %</b>
Major	1	0	0	0	0	
Standard	1	0	0	0	0	
Minor	6	0	0	0	0	
Immediate	0	0	0	0	0	
						<b>0.0%</b>

Promoter Group	Year 1	Year 2	Year 3	Year 4	Year 5	
	Number	Number	Number	Number	Number	
<b>All</b>						
<b>Granted</b>						
PAA	281	268	402	342	409	<b>Total Granted %</b>
Major	192	190	270	264	195	
Standard	535	384	304	760	618	
Minor	5421	3769	3988	3729	3185	
Immediate	1210	933	869	899	943	
						<b>62.0%</b>
<b>Refused + Modification Request</b>						
PAA	70	86	167	172	202	<b>Total Refused %</b>
Major	98	76	87	116	148	
Standard	260	134	167	266	234	
Minor	1141	787	937	1448	1457	
Immediate	47	2	12	14	7	
						<b>23.7%</b>
<b>Deemed</b>						
PAA	0	0	0	0	0	<b>Total Deemed %</b>
Major	1	0	0	0	0	
Standard	1	0	0	0	1	
Minor	17	0	0	0	0	
Immediate	6	0	0	1	0	
						<b>0.0%</b>



## Application of Response Codes – Refusal and Permit Modification Requests

Note – 11 months data (Nov-16 to Sep-17) due to TPI reporting restrictions.

Refusals							Permit Modification Requests						
Code	Works Type						Code	Works Type					
	Major	Standard	Minor	Imm	Total	%		Major	Standard	Minor	Imm	Total	%
Refusal - RC10	208	45	65	3	321	32.9%	PMR - RC10	570	114	24	2	710	62.4%
Refusal - RC11	27	10	37	1	75	7.7%	PMR - RC11	195	30	13	1	239	21.0%
Refusal - RC12	1	0	4	0	5	0.5%	PMR - RC12	5	0	0	0	5	0.4%
Refusal - RC20	1	1	0	0	2	0.2%	PMR - RC20	12	2	0	0	14	1.2%
Refusal - RC21	0	0	0	0	0	0.0%	PMR - RC21	0	0	0	0	0	0.0%
Refusal - RC22	32	4	6	4	46	4.7%	PMR - RC22	26	13	0	1	40	3.5%
Refusal - RC23	1	3	0	0	4	0.4%	PMR - RC23	4	0	0	0	4	0.4%
Refusal - RC30	0	0	0	0	0	0.0%	PMR - RC30	0	0	0	0	0	0.0%
Refusal - RC31	366	46	4	2	418	42.8%	PMR - RC31	38	7	3	1	49	4.3%
Refusal - RC32	0	0	0	0	0	0.0%	PMR - RC32	0	0	0	0	0	0.0%
Refusal - RC33	4	1	0	0	5	0.5%	PMR - RC33	15	1	0	0	16	1.4%
Refusal - RC40	22	6	16	3	47	4.8%	PMR - RC40	16	8	0	0	24	2.1%
Refusal - RC41	2	3	1	0	6	0.6%	PMR - RC41	0	0	0	0	0	0.0%
Refusal - RC42	0	0	1	0	1	0.1%	PMR - RC42	0	0	0	0	0	0.0%
Refusal - RC43	41	6	0	0	47	4.8%	PMR - RC43	32	2	2	0	36	3.2%
Refusal - RC44	0	0	0	0	0	0.0%	PMR - RC44	0	0	0	0	0	0.0%
Refusal - RC50	0	0	0	0	0	0.0%	PMR - RC50	0	0	0	0	0	0.0%
<b>Total</b>	<b>705</b>	<b>125</b>	<b>134</b>	<b>13</b>	<b>977</b>		<b>Total</b>	<b>913</b>	<b>177</b>	<b>42</b>	<b>5</b>	<b>1137</b>	

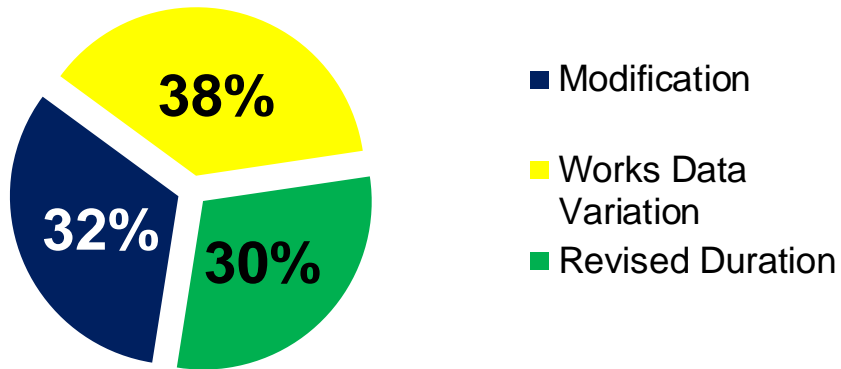
Measure	Promoter Group	Year 1	Year 2	Year 3	Year 4	Year 5		
		Number	Number	Number	Number	Number	% Change on Year 4	
Permit Variations & Works Data Alterations Applications	<b>Statutory Undertakers</b>							
	Major	30	18	35	22	24	9.1%	
	Standard	56	38	60	72	103	43.1%	
	Minor	73	74	93	143	218	52.4%	
	Immediate	74	63	88	148	146	-1.4%	
	<b>Highways</b>							
	Major	26	77	79	30	86	186.7%	
	Standard	14	11	25	55	63	14.5%	
	Minor	291	106	182	106	103	-2.8%	
	Immediate	1	1	1	2	1	-50.0%	
	<b>All</b>							
	Major	56	95	114	52	110	111.5%	
	Standard	70	49	85	127	166	30.7%	
	Minor	364	180	275	249	321	28.9%	
	Immediate	75	64	89	150	147	-2.0%	
	<b>Total</b>		<b>565</b>	<b>388</b>	<b>563</b>	<b>578</b>	<b>744</b>	<b>28.7%</b>



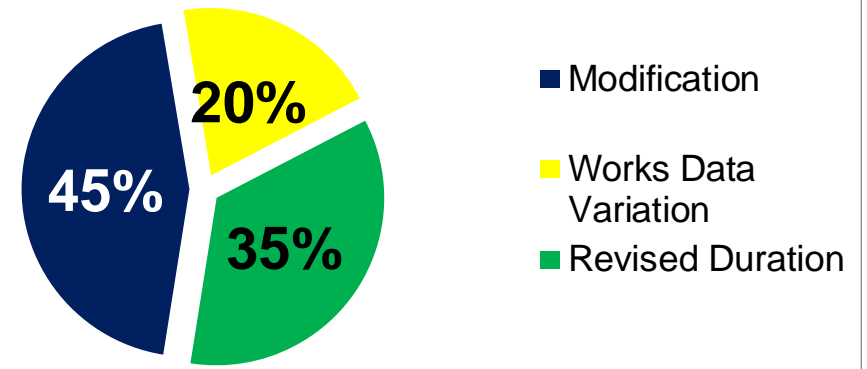
## Responses to Variation Applications

Promoter Group	Year 2	Year 3	Year 4	Year 5		Promoter Group	Year 2	Year 3	Year 4	Year 5		Promoter Group	Year 2	Year 3	Year 4	Year 5	
	Number	Number	Number	Number			Number	Number	Number	Number			Number	Number	Number	Number	
<b>Statutory Undertakers</b>						<b>Highways</b>						<b>All</b>					
<b>Granted</b>						<b>Granted</b>						<b>Granted</b>					
Major	14	33	13	17	<b>Total</b>	Major	58	77	19	46	<b>Total</b>	Major	72	110	32	63	<b>Total</b>
Standard	29	56	54	67	<b>Granted</b>	Standard	4	21	46	53	<b>Granted</b>	Standard	33	77	100	120	<b>Granted</b>
Minor	54	66	107	118	<b>%</b>	Minor	76	155	81	76	<b>%</b>	Minor	130	221	188	194	<b>%</b>
Immediate	54	83	114	116	<b>64.8%</b>	Immediate	0	1	2	1	<b>69.6%</b>	Immediate	54	84	116	117	<b>66.4%</b>
<b>Refused</b>						<b>Refused</b>						<b>Refused</b>					
Major	1	2	1	0	<b>Total</b>	Major	3	1	0	9	<b>Total</b>	Major	4	3	1	9	<b>Total</b>
Standard	2	0	1	15	<b>Refused</b>	Standard	1	0	3	2	<b>Refused</b>	Standard	3	0	4	17	<b>Refused</b>
Minor	4	2	9	33	<b>%</b>	Minor	5	3	7	7	<b>%</b>	Minor	9	5	16	40	<b>%</b>
Immediate	4	4	2	4	<b>10.6%</b>	Immediate	0	0	0	0	<b>7.1%</b>	Immediate	4	4	2	4	<b>9.4%</b>
<b>Deemed</b>						<b>Deemed</b>						<b>Deemed</b>					
Major	0	0	0	0	<b>Total</b>	Major	0	0	0	0	<b>Total</b>	Major	0	0	0	0	<b>Total</b>
Standard	0	0	0	0	<b>Deemed</b>	Standard	0	0	0	0	<b>Deemed</b>	Standard	0	0	0	0	<b>Deemed</b>
Minor	0	0	0	0	<b>%</b>	Minor	0	0	0	0	<b>%</b>	Minor	0	0	0	0	<b>%</b>
Immediate	0	0	0	0	<b>0.0%</b>	Immediate	0	0	0	0	<b>0.0%</b>	Immediate	0	0	0	0	<b>0.0%</b>

Variation Application Type - Statutory Undertakers

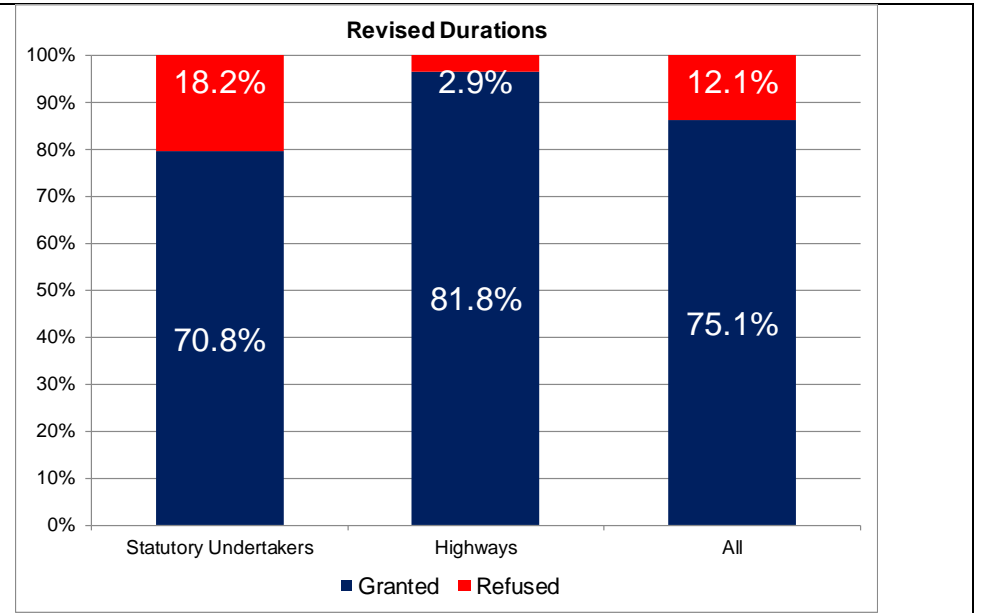


Variation Application Type - Highways



## Revised Durations

Measure	Promoter Group	Year 4		Year 5	
		Applications	Applications	Total Granted %	Total Refused %
Revised Durations	<b>Statutory Undertakers</b>				
	Major	8	37	<b>70.8%</b>	<b>18.2%</b>
	Standard	21	64		
	Minor	35	47		
	Immediate	90	61		
	<b>Highways</b>				
	Major	35	44	<b>81.8%</b>	<b>2.9%</b>
	Standard	53	14		
	Minor	76	75		
	Immediate	2	4		
	<b>All</b>				
	Major	43	81	<b>75.1%</b>	<b>12.1%</b>
	Standard	74	78		
	Minor	111	122		
Immediate	92	65			



## Cancelled Permits

Measure	Promoter Group	Year 1	Year 2	Year 3	Year 4	Year 5	
		Number	Number	Number	Number	Number	% Change Y4
Cancelled Permits	<b>Statutory Undertakers</b>						
	Major	81	54	192	107	120	12.1%
	Standard	275	110	146	120	148	23.3%
	Minor	1533	1212	1474	1270	1285	1.2%
	<b>Highways</b>						
	Major	11	38	44	29	54	86.2%
	Standard	5	19	11	35	17	-51.4%
	Minor	128	185	110	118	125	5.9%
	<b>All</b>						
	Major	92	92	236	136	174	27.9%
	Standard	280	129	157	155	165	6.5%
	Minor	1661	1397	1584	1388	1410	1.6%

## Authority Imposed Variations and Revocations

Measure	Promoter Group	Year 1	Year 2	Year 3	Year 4	Year 5	
		Number	Number	Number	Number	Number	% Change Y4
Authority Imposed Variations	<b>Statutory Undertakers</b>	107	45	17	64	98	53.1%
	<b>Highways</b>	7	2	1	2	4	100.0%
	<b>All</b>	114	47	18	66	102	54.5%
Measure	Promoter Group	Year 1	Year 2	Year 3	Year 4	Year 5	
Revoked Permits		Number	Number	Number	Number	Number	% Change Y4
	<b>Statutory Undertakers</b>	6	2	3	3	13	333.3%
	<b>Highways</b>	3	1	0	0	1	100.0%
	<b>All</b>	9	3	3	3	14	366.7%

## Permit Compliance Inspections

Measure	Promoter Group	Year 1	Year 2	Year 3	Year 4	Year 5	
Permit Compliance Inspections		Number	Number	Number	Number	Number	% Change Y4
	Statutory Undertakers	797	834	905	862	768	-10.9%
	Highways	97	136	155	159	97	-39.0%
	All	894	970	1060	1021	865	-15.3%
Measure	Promoter Group	Year 1	Year 2	Year 3	Year 4	Year 5	
Permit Compliance Inspections - Results %		Pass	Pass	Pass	Pass	Pass	% Change Y4
	Statutory Undertakers	88.5%	88.1%	92.6%	96.1%	95.3%	2.9%
	Highways	93.8%	94.1%	98.1%	83.0%	96.9%	-1.2%
	All	89.0%	89.0%	93.4%	94.0%	95.5%	2.2%
		Fail	Fail	Fail	Fail	Fail	% Change Y4
	Statutory Undertakers	11.5%	11.9%	7.4%	3.9%	4.7%	-36.7%
	Highways	6.2%	5.9%	1.9%	17.0%	3.1%	59.8%
	All	11.0%	11.0%	6.6%	6.0%	4.5%	-31.7%

